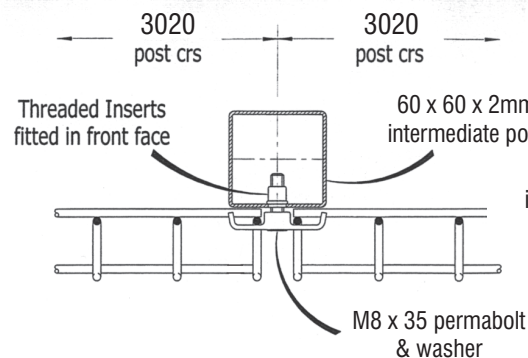
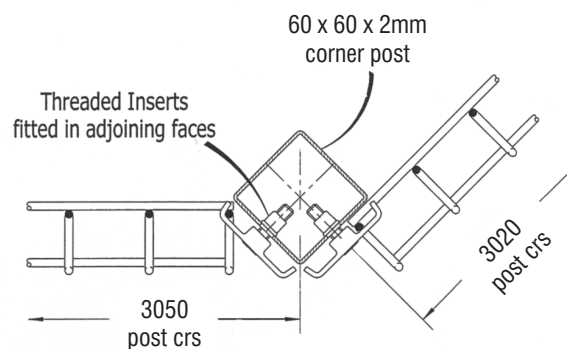


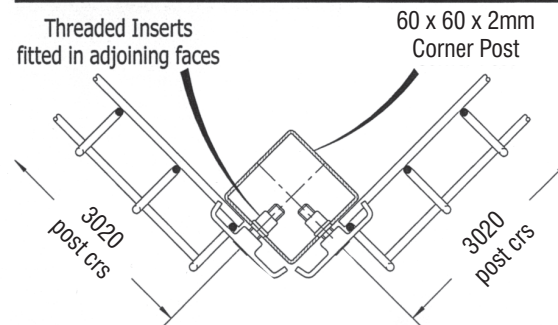
TYPICAL POST AND PANEL FIXING DETAIL



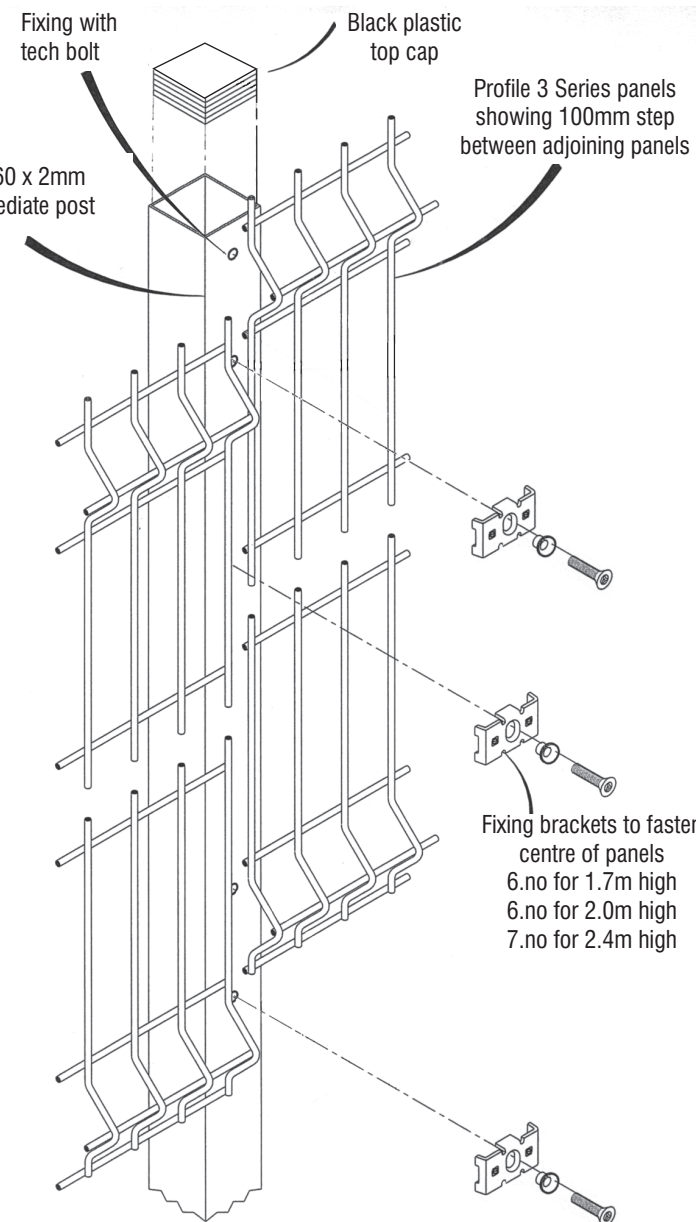
PLAN VIEW ON INTERMEDIATE POST



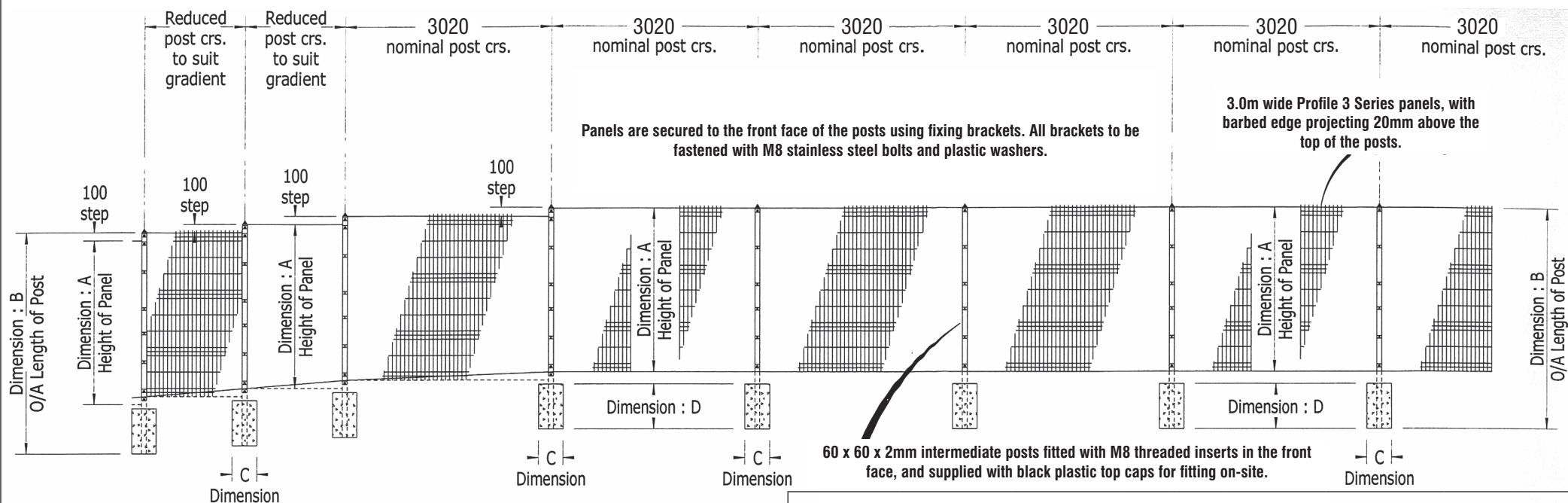
PLAN VIEW ON OBTUSE CORNER POST



PLAN VIEW ON 90° CORNER POST



STEPPING DETAIL FOR SLOPING GROUND



Corner posts

Corner posts are available for standard 90° external and internal corners, and are also used to obtuse external and internal corners. End posts are not required.

Gradients

Different gradients are achieved by reducing the post centres and width of panel to suit, i.e.

3000 wide standard panel 100mm step: 1 in 25 (4%) (2.3°)
 2500 wide site-cut panel with 100mm step: 1 in 20 (5%) (2.9°)
 2000 wide sit-cut panel with 100mm step: 1 in 15 (6.6%) (3.8°)
 1500 wide site-cut panel with 100mm step: 1 in 10 (10%) (5.7°)

Steeper slopes will require made-to-order extra-long posts, manufactured with additional panels to suit each gradient.

Notes

The preferred method of installation is: Post-Panel-Post-Panel, etc. Bolts may be installed using a power-driver and power-bit if preferred. When using hand tools, care must be taken to avoid over tightening of bolts.

Concrete Foundations must not be leaner by mass than 1 part cement to 10 parts 20mm nominal size graded aggregates, and must be thoroughly compacted prior to the initial set.

All Profile 3 Series panels are supplied to sit in a standard width of 3000mm. Panels for make-up bays are to be cut to suit on site, and made good using a Zinc Etch Primer paint, followed by a top coat of Cromadex 222 polyurethane repair paint.

Profile 3 Series		Posts			Fixings Level Ground	Fixings Sloping Ground
Dim: A Panel Height	Number of Beams	Dim : B Length Of Posts	Dim : C Size Of Founds	Dim : D Depth Of Founds	Total Number Fixings	Total Number Fixings
1730mm	3no.	2400mm	300mm	500mm	4no.	6no.
2030mm	3no.	2700mm	300mm	500mm	4no.	6no.
2326mm	3no.	3100mm	450mm	500mm	5no.	7no.
2430mm	4no.	3100mm	450mm	500mm	5no.	7no.

IMPORTANT NOTE: The foundation sizes indicated are for "normal" ground conditions only and may require modification to suit the prevailing ground conditions on-site.

The Profile 3 Series fencing system generally satisfies the requirements for category: 1 (General Purpose) & category: 2 (Security) fences as prescribed by B.S. 1722 Part: 14 – Open Mesh Steel Panel Fences.



www.genworkltd.co.uk

Genwork Ltd.
 Bromley Street, Lye, Stourbridge, DY9 8HU
 Tel: +44 (0) 1384 636588 Fax: +44 (0) 1384 410306
 Email: sales@genworkltd.co.uk

PROFILE 3 SERIES

Drawn

Date

Drawing No: